

# Fitting Instructions

## Revo Intercooler Pipe Upgrade Kit 2.3 Mustang EcoBoost

Fitting Difficulty



Dealer Fit Recommended

### Contents

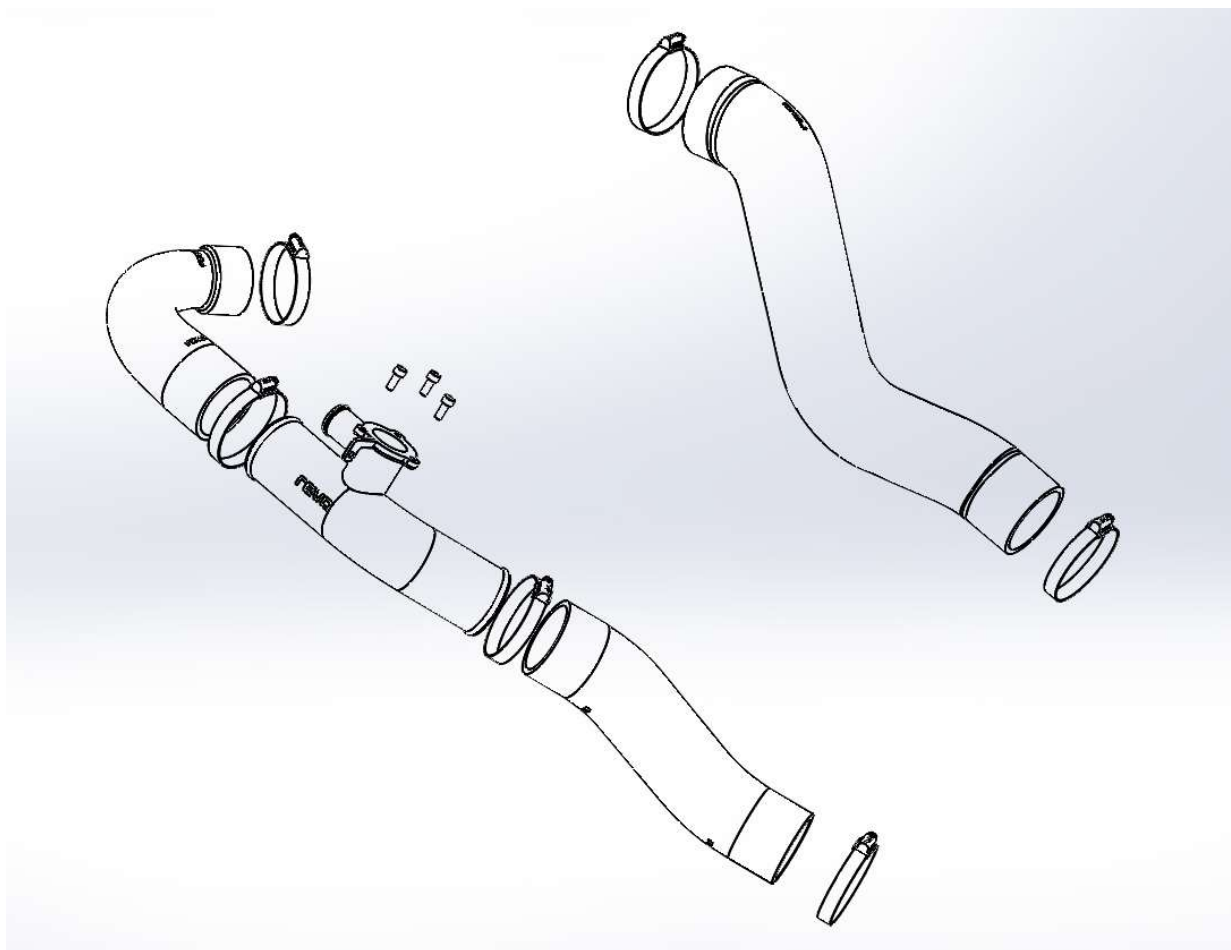
Description	Quantity
Revo Throttle Hose	1
Revo Turbo Discharge Hose	1
Revo Intercooler Discharge Hose	1
Revo Discharge Pipe	1
M6x16 Cap Head Bolts	3
60-80 Hose Clamp	5
50-70 Hose Clamp	1

### Recommended Tools

Tools	Size
Ratchet	
Sockets	7mm
Hex Key	5mm
Tension Clamp Pliers	
Flat Head Screwdriver	



Before starting, please ensure that the battery is disconnected and the engine is cool. Engine temperatures can remain high for a substantial amount of time after use.



# Fitting Instructions


## Revo Intercooler Pipe Upgrade Kit 2.3 Mustang EcoBoost

Fitting Difficulty




Dealer Fit Recommended


- 1 Raise the vehicle to gain access to the underside and remove the undertray.




- 2 Loosen the hose clamps on both the throttle and discharge pipes, where they connect to the intercooler and then pull them off.



- 3 Loosen the hose clamp on the throttle pipe at the throttle body and then remove the hose from the car.



- 4 Remove the diverter valve hose and then disconnect the wire from the diverter valve.



# Fitting Instructions


## Revo Intercooler Pipe Upgrade Kit 2.3 Mustang EcoBoost

Fitting Difficulty



Dealer Fit Recommended


- Loosen the hose clamp on the discharge pipe at the turbo and then remove the whole discharge pipe assembly from the car.



- Remove the diverter valve from the OE discharge pipe and install on the new Revo discharge pipe using the 3 x M6x16 cap head bolts (supplied).



- Using the OE discharge pipe as a guide, loosely assemble the Revo discharge pipe as shown using the two hoses, aluminium pipe and 2 x 60-80 hose clamps.



- Install the newly assembled Revo charge pipe by feeding it in from the top of the engine bay. Connect the hose onto the intercooler first using a 60-80 hose clamp but do not tighten fully. Then attach the hose onto the turbo using the 50-70 hose clamp. Adjust the position of the pipes to get the alignment correct and tighten all the hose clamps, so the pipe is secure.



# Fitting Instructions


## Revo Intercooler Pipe Upgrade Kit 2.3 Mustang EcoBoost

Fitting Difficulty



Dealer Fit Recommended

- 9 Reattach the diverter valve pipe onto the diverter valve. Next clip the wiring back onto the diverter valve and then clip the plastic clip on the loom into the bracket on the side of the new diverter valve housing.



- 10 Install the new Revo throttle hose by inserting from the top of the engine bay and first connecting the hose to the throttle body with a 60-80 hose clamp, do not tighten yet. Next, under the car install onto the intercooler using a 60-80 hose clamp. Adjust the position of the pipes to get the alignment correct and tighten all the hose clamps, so the pipe is secure.



- 11 Reinstall the under tray in the reverse of the removal. Test drive the vehicle to ensure vehicle performs correctly and there are no leaks/part interference during operation. Your installation is now complete!

# Fitting Instructions

Revo Intercooler Pipe Upgrade Kit 2.3 Mustang EcoBoost

Fitting Difficulty



Dealer Fit Recommended

ITEM NO.	LOCATION	PART NUMBER	DESCRIPTION	QTY.
1		RF042M100200	Ford Mustang 2.3 Discharge Pipe Kit	1
2		RF042M100100	Ford Mustang 2.3 Discharge Pipe	1
3		RF042M100300	Ford Mustang 2.3 Throttle Hose	1
4		RI992H2B1100	M6 x 16 S/S Socket Cap Head	3
5		RI992H500600	Jubilee 60-80	5
6		RI992H500500	Jubilee 50-70	1

UNLESS OTHERWISE SPECIFIED:  
 DIMENSIONS ARE IN MM.  
 TOLERANCES:  
 ANGULAR: MACH ± .5°  
 HOLE POSITION: ± .15  
 HOLE DIA: ± .03  
 ONE PLACE DECIMAL ±.01  
 MATERIAL: F150  
 FINISH: PBRN

COMMENTS:  
 DEBURR ALL EDGES  
 ALL DIMENSIONS  
 POST-ANODIZE

SCALE: 1:4 WEIGHT: SHEET 1 OF 1

DATE: 14/02/2017  
 NAME: G.I.  
 DRAWN: G.I.  
 CHECKED: G.I.  
 END APPR: G.I.  
 ENG APPR: G.I.

TITLE: **revo**  
 RF041M100400 Working  
 Instructions

SIZE: B  
 DWG. NO.:  
 REV:

REVISIONS:  
 NEXT ASSY: USED ON: DO NOT SCALE DRAWING: APPLICATION:

THE INFORMATION CONTAINED  
 HEREIN IS THE SOLE PROPERTY OF  
 REVO. IT IS TO BE USED ONLY FOR THE  
 REPRODUCTION OF THIS DRAWING FOR  
 WHICH THE WRITER IS RESPONSIBLE. ALL  
 RIGHTS ARE RESERVED. REPRODUCTION  
 OR TRANSMISSION IN ANY FORM OR BY  
 ANY MEANS IS PROHIBITED.